



“Not all
superheroes
wear capes!”

Autumn Term 1
Superheroes

Knowledge Organiser...



What makes a superhero?



Can you think of any other superheroes?
Who is your favourite?

Superheroes throughout history



Edith Cavell was a British nurse who worked in Belgium during World War One. She cared for patients from both sides of the war, and helped to save the lives of lots of soldiers.

Mary Seacole was a British-Jamaican nurse, who helped soldiers during the Crimean War. She set up the 'British Hotel', which offered British soldiers somewhere comfortable to recover from illness or injury.



Florence Nightingale is another famous nurse, who also helped soldiers during the Crimean War, where she became known as 'The Lady with the Lamp'. During her life, she helped to change the way that nurses worked and cared for their patients.

Rosa Parks worked hard to fight for and develop Civil Rights for Black people in America in the 1950s. Her work led to changes in the law in America.



Glossary

- Civil Rights:** Laws that make sure that all people have the same rights and opportunities, no matter what their gender, race or religion
- Crimean War:** A war that took place between 1853 and 1856
- Detective:** Somebody who investigates or finds out about different things. It could be a special type of police officer who investigates crimes.
- Doctor:** A person who treats people who are unwell
- Fire Service:** An emergency service that rescues people in a fire and tries to extinguish a fire
- Hero:** A hero is a person (or animal) that protects and saves people.
- NHS:** NHS stands for the National Health Service - an organisation that provides free medical treatment for the British people
- Nurse:** A medical professional who supports patients and their families in treating and recovering from illness or injury
- Paramedic:** A person who gives medical care in an emergency. They might drive in an ambulance!
- Police:** Police officers support the public by preventing and solving crime.
- Super:** Something that is even better or bigger than an original.
- War:** Battles and fighting between different armed forces.

Quiz Time!

Use books or the internet to try and answer some of these questions



When did the NHS start?

Why was Florence Nightingale called 'The Lady with the Lamp'?

What makes a person a significant individual?

What could you do to be a role model to others?



My Knowledge Organiser...

I
know...

I
wonder...

I found
out...



Searching for Superheroes!

Monday 6th September

Super senses at the ready, we're off to search for superheroes! This morning, we arrived at school wearing our finest capes and masks, ready for mighty missions and adventures! We were told that superheroes were hidden on the school grounds, and it was our mission to save them from any vicious villains. We talked about the qualities our superheroes have, and what makes them a significant person. Can you spot anyone you may recognise?



What is a superpower?

Date:

What do the words 'hero' and 'heroine' mean? Today we have learned about some real-life significant heroes and heroines, such as Rosa Parks, Emily Davison, and Christopher Columbus. We worked together to discover what makes these heroes special, and how they have impacted our lives today. We then created a poster to share the information we found with others. Ask us about our favourite heroes and heroines!

999... What's your emergency?

Do you know
what to do in an
emergency?

Date:

Who looks after you at school? At home? At clubs? At places of worship? At friends' houses? Today we have learned about a variety of scenarios when we might need to contact the emergency services. We used discussion and role-play to learn about what to do and whom we would need in different emergency situations. We also learned about why it is important to only contact the emergency services in a genuine emergency. Ask us to name some of the people who work in the emergency services? Ask us to tell you about some of the personal qualities of a police officer; paramedic; or firefighter.

999... What's your emergency?

Incident Report




Time:

Date:

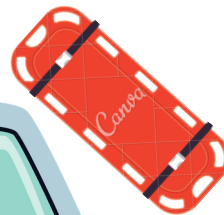
Incident:

Where:

Emergency Services required
please circle:




Equipment required please
circle:



POLICE

How can we keep ourselves safe?



Chn will need images to spot the hazards
e.g. <https://thsawc.org/files/12-15-16%20Spot%20the%20hazards%20game.pdf>

What hazards can you spot?

Date:

Who looks after you at school? At home? At clubs? At places of worship? At friends' houses? Today we have learned about a variety of scenarios when we might need to contact the emergency services. We used discussion and role-play to learn about what to do and whom we would need in different emergency situations. We also learned about why it is important to only contact the emergency services in a genuine emergency. Ask us to name some of the people who work in the emergency services? Ask us to tell you about some of the personal qualities of a police officer; paramedic; or firefighter.

Florence
Nightingale



	Who is the hero with the lamp?
Skills Identify features of the past and how a significant individual changed hospitals for the better.	
Knowledge I know that Florence Nightingale was a British nurse best known as the founder of modern nursing.	



How does Florence Nightingale compare to our NHS heroes?

How does Florence compare to our NHS heroes?

Skills

Looks carefully at pictures to identify features of the past and compare them to modern times.

Knowledge


1. Crimean War: A war fought by an alliance of Britain, Turkey, France and Sardinia against Russia. It lasted three years.
2. Hospitals: Hospitals were in very poor conditions during this era and many people were dying as a result of this. Florence Nightingale made sure that the hospitals were clean so saved many lives.



Superhero Senses!

Date:

Calling all superheroes! Can you think of any superpowers you may have? Think about what happens when Mum or Dad tells you that dinner is ready – you can hear them asking you to wash your hands, feel the water and soap against your skin, smell what's cooking, see your chair at the table and taste the food on your plate. You can do all of that thanks to your super senses! But, what if one of your senses was taken away?! Today we have investigated how our super senses can rely on each other, ask us about our findings!



Use the reversed Braille alphabet above to complete the sentence below.
Write the sentence backwards, starting from the right hand side.

e	m	a	n		y	m		o	l	l	e	h	
											s	i	

hello my name is

What if one of our senses were taken away?

In our last session we discovered that our senses rely on each other, they are super senses! Today we have explored the work of Louis Braille, having a go at reading and writing braille.

What if our superpowers are taken away?

Skills

Listen and respond to other ideas. Understand what 'Braille' is and how this impacts the lives of others both past and present.

Knowledge

1. Braille is the system that blind people use to read and write.
2. Louis Braille was blind from the age of five and went on to develop the reading system braille which enabled blind people to read and write.



Who is your favourite superhero or villain?
Use the checklist to help you sketch your chosen figure.

Checklist.....

- a superhero/villainous name
- detailed, short-sentence labels
- And a superhero sentence describing a superpower!

Who will
feature in
your
superhero
sketch?


Superhero Sketch

Skills

To use drawing to develop and share ideas.

Knowledge

- ◆ Use their imagination and generate ideas for their own superhero/villain.
- ◆ A human face includes features, such as eyes, nose, mouth, forehead, eyebrows and cheeks.
- ◆ Use drawing to develop their ideas
- ◆ Explain and share their work with others



Comic
Strip
Colours!


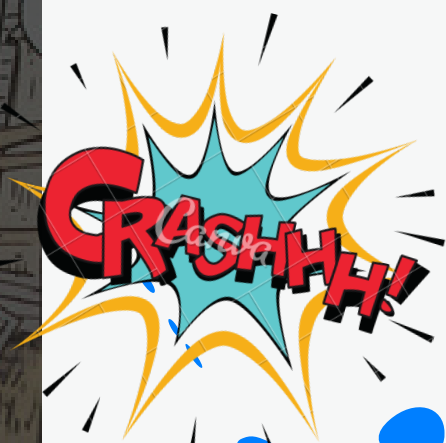
Comic Strip Art

Skills

To use painting to develop and share ideas.

Knowledge

- ◆ Identify features of comic book artwork - pictures in boxes, bright colours, lines to represent movement, thick black lines, black shadows, thoughts/speech in bubbles, colourful sound effects (onomatopoeia) and how facial expressions support telling the story.
- ◆ Use their imagination and develop ideas for a painting.
- ◆ Use paint and brushes to create a painting in the style of comic book artwork.



Comic
Strip
Colours!

Comic Strip Art

Skills

To use painting to develop and share ideas.

Knowledge

- ◆ Identify features of comic book artwork - pictures in boxes, bright colours, lines to represent movement, thick black lines, black shadows, thoughts/speech in bubbles, colourful sound effects (onomatopoeia) and how facial expressions support telling the story.
- ◆ Use their imagination and develop ideas for a painting.
- ◆ Use paint and brushes to create a painting in the style of comic book artwork.



Superhero
Sculpting!

WHAM!

BANG!

Superhero Sculptures

Skills

To use sculpture to develop and share ideas.

Knowledge

Malleable materials include rigid and soft materials, such as clay, plasticine and salt dough.

Understand how body language and facial expressions can convey meaning.

Use a range of modelling materials to create sculptures which convey their ideas

Share their ideas and evaluate their work?



Save our School!

Date:

The evil villain, Professor Slime, has left a trail of fiendish instructions across the town. He hopes that these instructions will be found and followed by children just like you. Hurry Heroes, there's no time to waste! However, what Professor Slime doesn't know is that you have been transforming into a band of mighty superheroes, ready and willing to combat villains and stop their evil plans. So hurry, heroes. There's no time to waste!

Professor Slime

Superheroes



How can we become more superhero?

Date:

This week we have reflected on our project and evaluated what makes a superhero and a villain? We have decided we are all going to become more 'Superhero' by thinking about our choices. Together, we have created a 'kindness jar' for our classroom. Each week, we will pick an act of kindness from the jar. This will be a focus for the week. When the teacher spots the act being carried out, dojo points will be rewarded!

