



Subtraction

Name: _____




A subtraction problem using train icons. On the left, there are 8 red trains arranged in two rows of four. A minus sign is to the right. In the middle, there are 3 blue trains in a single row. An equals sign is to the right, followed by a blue-outlined square box for the answer.

$$8 - 3 = \square$$




A subtraction problem using train icons. On the left, there are 9 green trains arranged in three rows of three. A minus sign is to the right. In the middle, there are 5 pink trains arranged in two rows (3 in the top row, 2 in the bottom row). An equals sign is to the right, followed by a blue-outlined square box for the answer.

$$9 - 5 = \square$$



A subtraction problem using train icons. On the left, there are 2 green trains in a single row. A minus sign is to the right. In the middle, there are 2 yellow trains in a single row. An equals sign is to the right, followed by a blue-outlined square box for the answer.

$$2 - 2 = \square$$




A subtraction problem using train icons. On the left, there are 9 grey trains arranged in three rows of three. A minus sign is to the right. In the middle, there is 1 brown train in a single row. An equals sign is to the right, followed by a blue-outlined square box for the answer.

$$9 - 1 = \square$$

Subtraction


Name: _____




-





=




-





=




-




=



-







=




Subtraction

Name: _____




Subtraction



Name: _____




-





=




-




=



-




=



-




=




Subtraction

Name: _____




A subtraction problem using train characters. On the left, there are 6 blue trains arranged in two rows of three. A minus sign is placed between the two groups. On the right, there are 3 yellow trains in a single row. An equals sign follows, and then an empty rounded square box for the answer.

$$6 - 3 = \square$$




A subtraction problem using train characters. On the left, there are 6 black trains arranged in two rows of three. A minus sign is placed between the two groups. On the right, there are 2 green trains in a single row. An equals sign follows, and then an empty rounded square box for the answer.

$$6 - 2 = \square$$



A subtraction problem using train characters. On the left, there are 2 green trains in a single row. A minus sign is placed between the two groups. On the right, there is 1 grey train in a single row. An equals sign follows, and then an empty rounded square box for the answer.

$$2 - 1 = \square$$




A subtraction problem using train characters. On the left, there are 10 blue trains arranged in two rows of five. A minus sign is placed between the two groups. On the right, there is 1 purple train in a single row. An equals sign follows, and then an empty rounded square box for the answer.


$$10 - 1 = \square$$

Subtraction


Name: _____




-





=



-





=



-



=



-



=

